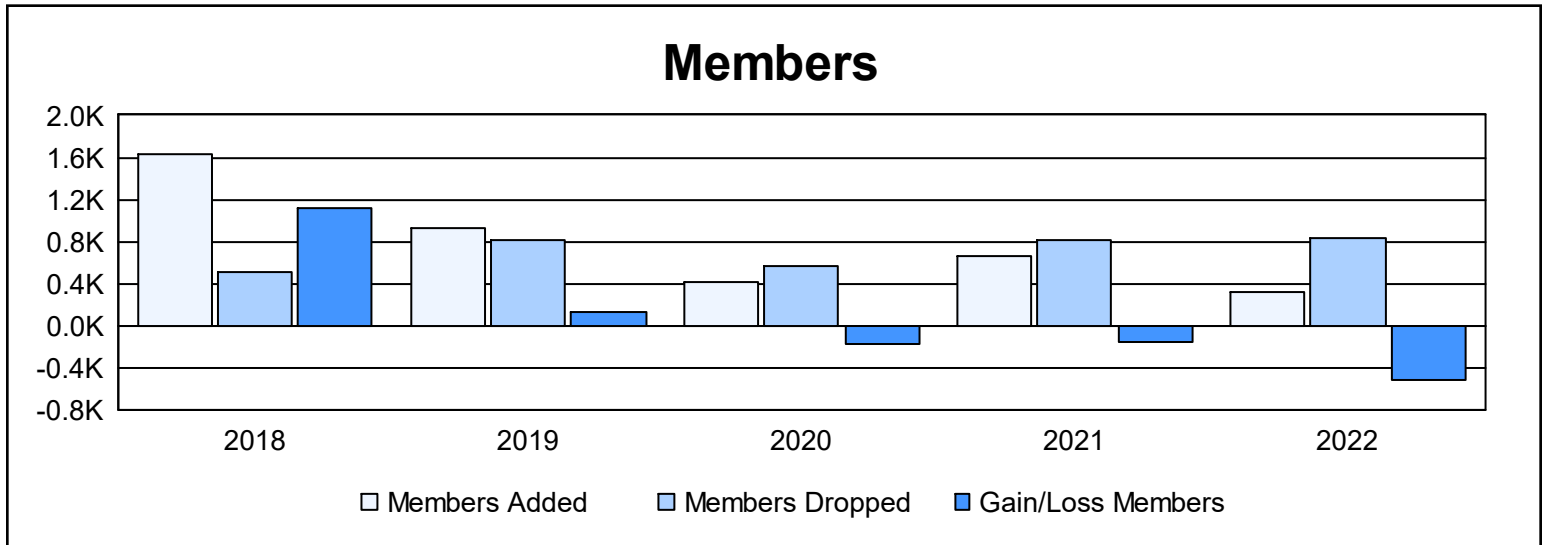
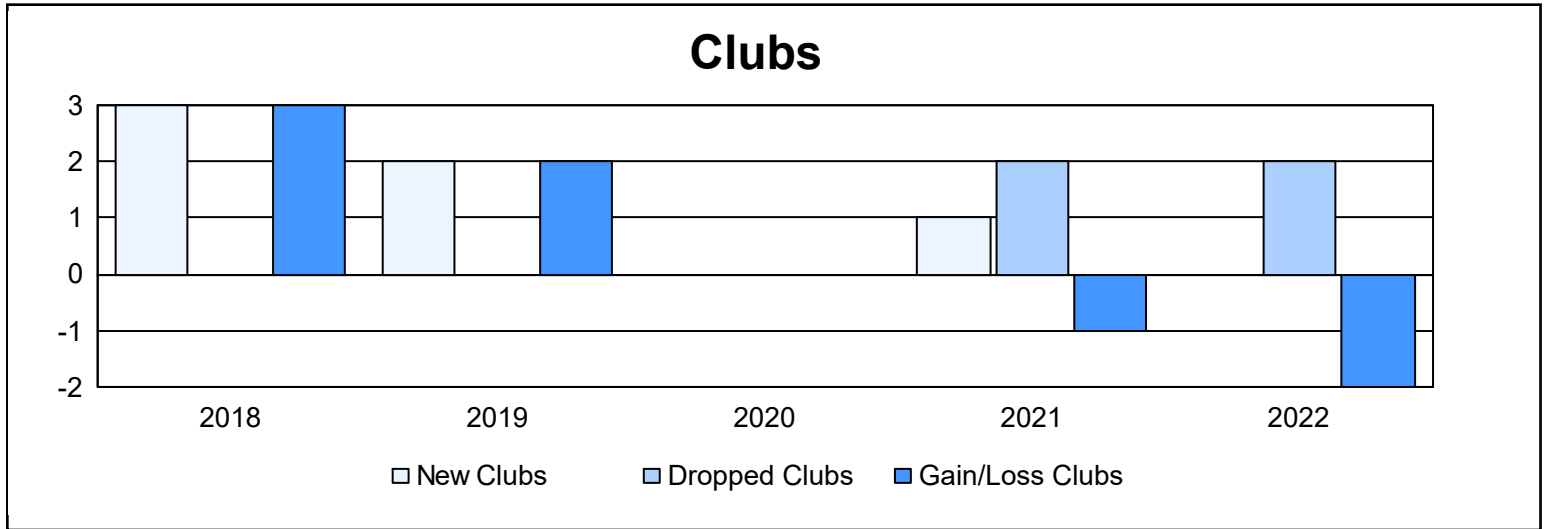
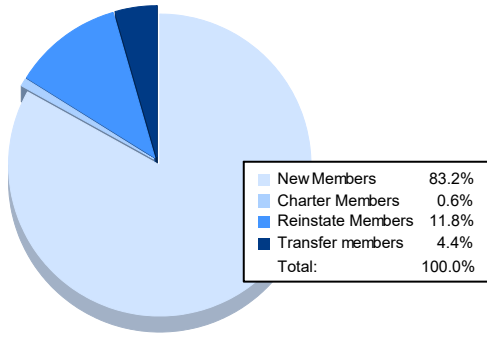


| Year | New Clubs | Dropped Clubs | Gain/Loss Clubs | New Members | Charter Members | Reinstate Members | Transfer Members | Total Member Added | Total Members Dropped | Gain/Loss Members |
|----------------|-----------|---------------|-----------------|-------------|-----------------|-------------------|------------------|--------------------|-----------------------|-------------------|
| 2017-2018 | 3 | 0 | 3 | 1,496 | 96 | 29 | 6 | 1,627 | 508 | 1,119 |
| 2018-2019 | 2 | 0 | 2 | 789 | 88 | 42 | 12 | 931 | 806 | 125 |
| 2019-2020 | 0 | 0 | 0 | 356 | 3 | 34 | 11 | 404 | 573 | -169 |
| 2020-2021 | 1 | 2 | -1 | 536 | 42 | 52 | 30 | 660 | 810 | -150 |
| 2021-2022 | 0 | 2 | -2 | 267 | 2 | 38 | 14 | 321 | 835 | -514 |
| Average | 1 | 1 | 0 | 689 | 46 | 39 | 15 | 789 | 706 | 82 |



Membership Composition June 2022 Cumulative



Gender Composition June 2022 Cumulative

